



[SARC Home](#) » Alma Fuerte Public

## 2019–2020 School Accountability Report Card

[Translation Disclaimer](#)

# School Accountability Report Card

## Reported Using Data from the 2019–2020 School Year

### California Department of Education

By February 1 of each year, every school in California is required by state law to publish a School Accountability Report Card (SARC). The SARC contains information about the condition and performance of each California public school. Under the Local Control Funding Formula (LCFF) all local educational agencies (LEAs) are required to prepare a Local Control and Accountability Plan (LCAP), which describes how they intend to meet annual school-specific goals for all pupils, with specific activities to address state and local priorities. Additionally, data reported in an LCAP is to be consistent with data reported in the SARC.

- For more information about SARC requirements, see the California Department of Education (CDE) SARC web page at <https://www.cde.ca.gov/ta/ac/sa/>.
- For more information about the LCFF or LCAP, see the CDE LCFF web page at <https://www.cde.ca.gov/fg/aa/lc/>.
- For additional information about the school, parents/guardians and community members should contact the school principal or the district office.

### DataQuest

DataQuest is an online data tool located on the CDE DataQuest web page at <https://dq.cde.ca.gov/dataquest/> that contains additional information about this school and comparisons of the school to the district and the county. Specifically, DataQuest is a dynamic system that provides reports for accountability (e.g., test data, enrollment, high school graduates, dropouts, course enrollments, staffing, and data regarding English learners).

The California School Dashboard (Dashboard) <https://www.caschooldashboard.org/> reflects California's new accountability and continuous improvement system and provides information about how LEAs and schools are meeting the needs of California's diverse student population. The Dashboard contains reports that display the performance of LEAs, schools, and student groups on a set of state and local measures to assist in identifying strengths, challenges, and areas in need of improvement.

## About This School

### Contact Information (School Year 2020–2021)

District Contact Information (School Year 2020–2021)	
<b>District Name</b>	Los Angeles County Office of Education
<b>Phone Number</b>	(562) 922-6111
<b>Superintendent</b>	Debra Duardo
<b>Email Address</b>	<a href="mailto:duardo_debra@lacoedu.edu">duardo_debra@lacoedu.edu</a>
<b>Website</b>	<a href="http://www.lacoedu.edu">http://www.lacoedu.edu</a>
School Contact Information (School Year 2020–2021)	
<b>School Name</b>	Alma Fuerte Public
<b>Street</b>	119 West Palm St.
<b>City, State, Zip</b>	Altadena, Ca, 91001-4375
<b>Phone Number</b>	626-204-5265
<b>Principal</b>	Laurilie Keay, Administrator
<b>Email Address</b>	<a href="mailto:adriani.leon@almafuerteps.org">adriani.leon@almafuerteps.org</a>
<b>Website</b>	<a href="http://www.almafuerteps.org">http://www.almafuerteps.org</a>

*Last updated: 2/1/2021*

### **School Description and Mission Statement (School Year 2020–2021)**

Alma Fuerte is a public elementary school in Altadena with a focus on entrepreneurship.

Alma Fuerte is a place where each child is treasured and valued for his or her unique gifts. A place where students are encouraged to embrace challenges, develop self-motivation, and take ownership of their future. We believe in a holistic approach to learning, fostering each child's academic success as well as their social/emotional growth. At Alma Fuerte we believe in a growth mindset. Our goal is to bring out the entrepreneur in each child by developing their critical thinking skills, leadership ability, and fostering their unique creativity.

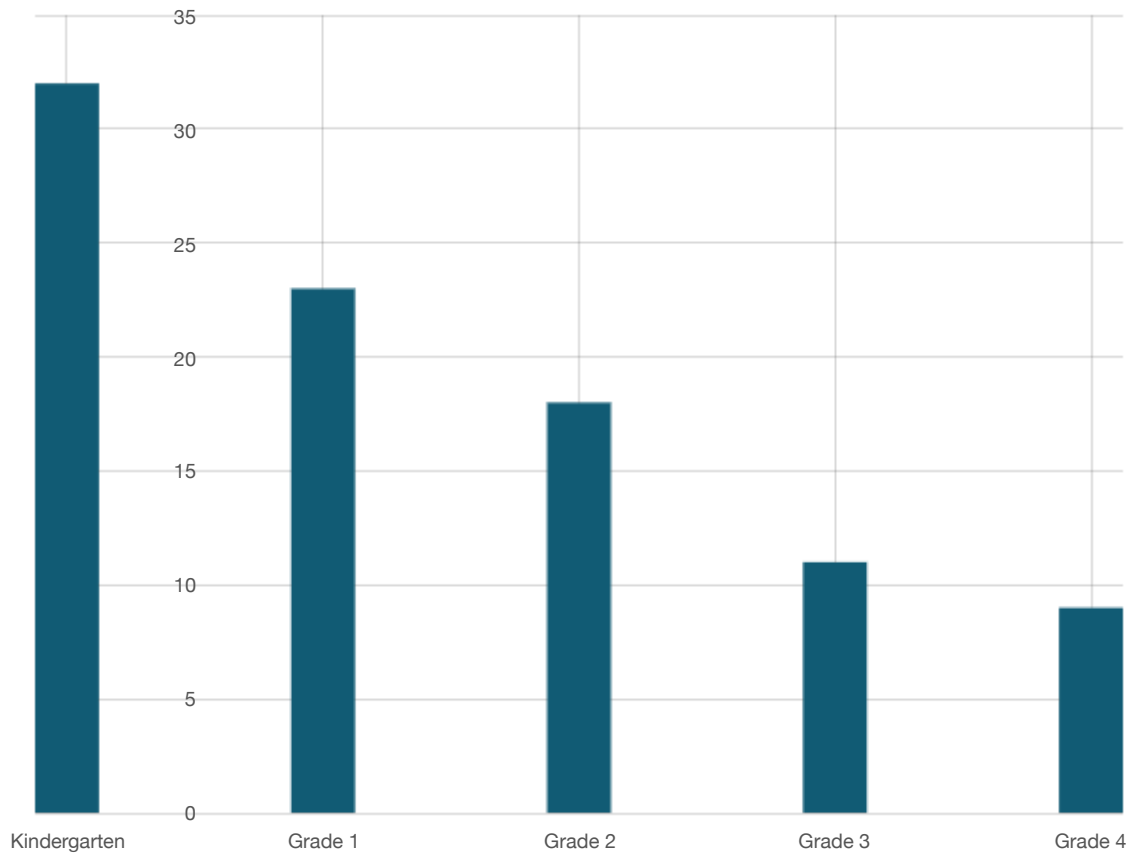
We are more than just a school, we are a family. Every member brings something important and special. From our Teachers, Assocaite Teachers and students to our parents and community members.

For the duration of Distance Learning, each class has been divided into 3 leveled cohorts. Our students receive daily direct instruction. We also have weekly school-wide assemblies, bedtime stories, and Maker Hour!

*Last updated: 2/1/2021*

### **Student Enrollment by Grade Level (School Year 2019–2020)**

<b>Grade Level</b>	Kindergarten	Grade 1	Grade 2	Grade 3	Grade 4	Total Enrollment
<b>Number of Students</b>	32	23	18	11	9	93



*Last updated: 2/1/2021*

### Student Enrollment by Student Group (School Year 2019–2020)

Student Group	Black or African American	American Indian or Alaska Native	Asian	Filipino	Hispanic or Lat
Percent of Total Enrollment	35.10 %	%	%	%	47.80 %
<b>Student Group (Other)</b>	Socioeconomically Disadvantaged	English Learners	Students with Disabilities	Foster Youth	
Percent of Total Enrollment	69.10 %	27.50 %	21.30 %	1.00 %	

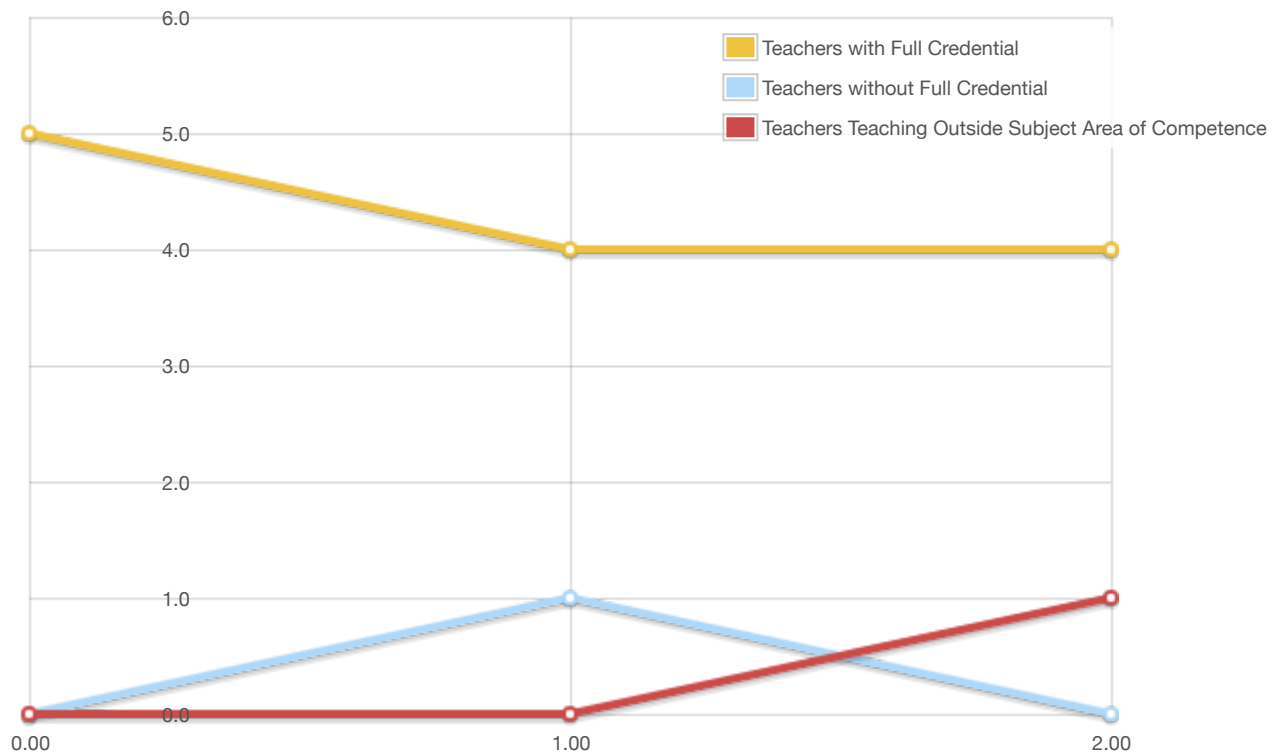
### State Priority: Basic

The SARC provides the following information relevant to the State priority: Basic (Priority 1):

- Degree to which teachers are appropriately assigned and fully credentialed in the subject area and for the pupils they are teaching;
- Pupils have access to standards-aligned instructional materials; and
- School facilities are maintained in good repair

### Teacher Credentials

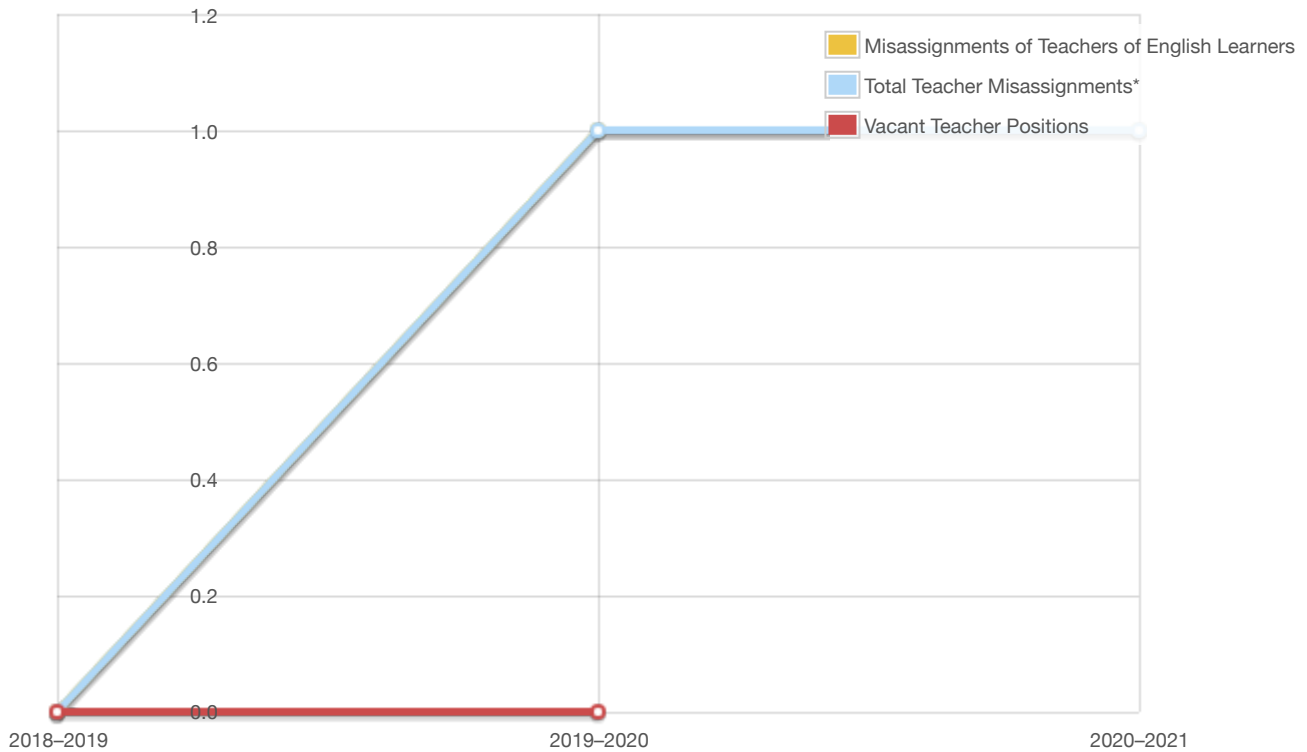
Teachers	School 2018– 2019	School 2019– 2020	School 2020– 2021	District 2020– 2021
With Full Credential	5	4	4	
Without Full Credential	0	1	0	
Teachers Teaching Outside Subject Area of Competence (with full credential)	0	0	1	



Last updated: 2/1/2021

### Teacher Misassignments and Vacant Teacher Positions

Indicator	2018–2019	2019–2020	2020–2021
Misassignments of Teachers of English Learners	0	1	1
Total Teacher Misassignments*	0	1	1
Vacant Teacher Positions	0	0	



Note: “Misassignments” refers to the number of positions filled by teachers who lack legal authorization to teach that grade level, subject area, student group, etc.

\* Total Teacher Misassignments includes the number of Misassignments of Teachers of English Learners.

*Last updated: 2/1/2021*

### Quality, Currency, Availability of Textbooks and Other Instructional Materials (School Year 2020–2021)

Year and month in which the data were collected:

Subject	Textbooks and Other Instructional Materials/year of Adoption	From Most Recent Adoption?	Percent Students Lacking Own Assigned Copy
Reading/Language Arts	Readers' and Writers' Workshop; Lexia; Achieve 3000 (Smarty Ants) (adopted 2017) HMH Anywhere adopted August 2020		0.00 %
Mathematics	Euerka Math (added 2018); Singapore Math; ST Math (adopted 2017)	Yes	0.00 %
Science	Foss (adopted 2017)	Yes	0.00 %
History-Social Science	Harcourt Social Studies (adopted 2017)	Yes	0.00 %
Foreign Language			0.00 %
Health			0.00 %

Subject	Textbooks and Other Instructional Materials/year of Adoption	From Most Recent Adoption?	Percent Students Lacking Own Assigned Copy
Visual and Performing Arts			0.0 %
Science Lab Eqpmt (Grades 9-12)	N/A	N/A	0.0 %

Note: Cells with N/A values do not require data.

*Last updated: 2/1/2021*

### School Facility Conditions and Planned Improvements

Alma Fuerte occupies a district-owned facility which was renovated in the early 2000's. The Alma Fuerte campus offers adequate space for general classroom instruction as well as specialized instruction (e.g., Resource room) and after-school programming. There is ample space at the facility for outdoor play, outdoor instruction, P.E., and gardening.

*Last updated: 2/1/2021*

### School Facility Good Repair Status

Using the **most recently collected** Facility Inspection Tool (FIT) data (or equivalent), provide the following:

- Determination of repair status for systems listed
- Description of any needed maintenance to ensure good repair
- The year and month in which the data were collected
- The rate for each system inspected
- The overall rating

Year and month of the most recent FIT report: August 2019

System Inspected	Rating	Repair Needed and Action Taken or Planned
<b>Systems:</b> Gas Leaks, Mechanical/HVAC, Sewer	Good	
<b>Interior:</b> Interior Surfaces	Good	
<b>Cleanliness:</b> Overall Cleanliness, Pest/Vermin Infestation	Good	
<b>Electrical:</b> Electrical	Good	
<b>Restrooms/Fountains:</b> Restrooms, Sinks/Fountains	Good	
<b>Safety:</b> Fire Safety, Hazardous Materials	Good	

System Inspected	Rating	Repair Needed and Action Taken or Planned
<b>Structural:</b> Structural Damage, Roofs	Good	
<b>External:</b> Playground/School Grounds, Windows/Doors/Gates/Fences	Good	

## Overall Facility Rate

Year and month of the most recent FIT report: August 2019

Overall Rating	Good
----------------	------

*Last updated: 2/1/2021*

## State Priority: Pupil Achievement

The SARC provides the following information relevant to the State priority: Pupil Achievement (Priority 4):

- **Statewide assessments** (i.e., California Assessment of Student Performance and Progress [CAASPP] System, which includes the Smarter Balanced Summative Assessments for students in the general education population and the California Alternate Assessments [CAAs] for English language arts/literacy [ELA] and mathematics given in grades three through eight and grade eleven. Only eligible students may participate in the administration of the CAAs. CAAs items are aligned with alternate achievement standards, which are linked with the Common Core State Standards [CCSS] for students with the most significant cognitive disabilities); and
- The percentage of students who have successfully completed courses that satisfy the requirements for entrance to the University of California and the California State University, or career technical education sequences or programs of study.

### CAASPP Test Results in ELA and Mathematics for All Students

#### Grades Three through Eight and Grade Eleven

#### Percentage of Students Meeting or Exceeding the State Standard

Alma Fuerte did not enroll 3-8th graders last year and therefore no CAASPP testing occurred.

Subject	School 2018– 2019	School 2019– 2020	District 2018– 2019	District 2019– 2020	State 2018– 2019	State 2019– 2020
English Language Arts / Literacy (grades 3-8 and 11)	0.0%	N/A	42.0%	N/A	50%	N/A
Mathematics (grades 3-8 and 11)	0%	N/A	30.0%	N/A	39%	N/A

Note: Cells with N/A values do not require data.

Note: The 2019–2020 data are not available. Due to the COVID-19 pandemic, Executive Order N-30-20 was issued which waived the requirement for statewide testing for the 2019–2020 school year.



Note: Percentages are not calculated when the number of students tested is ten or less, either because the number of students in this category is too small for statistical accuracy or to protect student privacy.

Note: ELA and mathematics test results include the Smarter Balanced Summative Assessment and the CAA. The "Percent Met or Exceeded" is calculated by taking the total number of students who met or exceeded the standard on the Smarter Balanced Summative Assessment plus the total number of students who met the standard (i.e., achieved Level 3-Alternate) on the CAAs divided by the total number of students who participated in both assessments.

*Last updated: 2/1/2021*

**CAASPP Test Results in ELA by Student Group**  
**Grades Three through Eight and Grade Eleven (School Year 2019–2020)**

<b>Student Group</b>	<b>Total Enrollment</b>	<b>Number Tested</b>	<b>Percent Tested</b>	<b>Percent Not Tested</b>	<b>Percent Met or Exceeded</b>
All Students	N/A	N/A	N/A	N/A	N/A
Male	N/A	N/A	N/A	N/A	N/A
Female	N/A	N/A	N/A	N/A	N/A
Black or African American	N/A	N/A	N/A	N/A	N/A
American Indian or Alaska Native	N/A	N/A	N/A	N/A	N/A
Asian	N/A	N/A	N/A	N/A	N/A
Filipino	N/A	N/A	N/A	N/A	N/A
Hispanic or Latino	N/A	N/A	N/A	N/A	N/A
Native Hawaiian or Pacific Islander	N/A	N/A	N/A	N/A	N/A
White	N/A	N/A	N/A	N/A	N/A
Two or More Races	N/A	N/A	N/A	N/A	N/A
Socioeconomically Disadvantaged	N/A	N/A	N/A	N/A	N/A
English Learners	N/A	N/A	N/A	N/A	N/A
Students with Disabilities	N/A	N/A	N/A	N/A	N/A
Students Receiving Migrant Education Services	N/A	N/A	N/A	N/A	N/A
Foster Youth	N/A	N/A	N/A	N/A	N/A
Homeless	N/A	N/A	N/A	N/A	N/A

Note: Cells with N/A values do not require data.

Note: The 2019–2020 data are not available. Due to the COVID-19 pandemic, Executive Order N-30-20 was issued which waived the requirement for statewide testing for the 2019–2020 school year.

*Last updated: 2/11/2021*

**CAASPP Test Results in Mathematics by Student Group**  
**Grades Three through Eight and Grade Eleven (School Year 2019–2020)**

<b>Student Group</b>	<b>Total Enrollment</b>	<b>Number Tested</b>	<b>Percent Tested</b>	<b>Percent Not Tested</b>	<b>Percent Met or Exceeded</b>
All Students	N/A	N/A	N/A	N/A	N/A
Male	N/A	N/A	N/A	N/A	N/A
Female	N/A	N/A	N/A	N/A	N/A
Black or African American	N/A	N/A	N/A	N/A	N/A
American Indian or Alaska Native	N/A	N/A	N/A	N/A	N/A
Asian	N/A	N/A	N/A	N/A	N/A
Filipino	N/A	N/A	N/A	N/A	N/A
Hispanic or Latino	N/A	N/A	N/A	N/A	N/A
Native Hawaiian or Pacific Islander	N/A	N/A	N/A	N/A	N/A
White	N/A	N/A	N/A	N/A	N/A
Two or More Races	N/A	N/A	N/A	N/A	N/A
Socioeconomically Disadvantaged	N/A	N/A	N/A	N/A	N/A
English Learners	N/A	N/A	N/A	N/A	N/A
Students with Disabilities	N/A	N/A	N/A	N/A	N/A
Students Receiving Migrant Education Services	N/A	N/A	N/A	N/A	N/A
Foster Youth	N/A	N/A	N/A	N/A	N/A
Homeless	N/A	N/A	N/A	N/A	N/A

Note: Cells with N/A values do not require data.

Note: The 2019–2020 data are not available. Due to the COVID-19 pandemic, Executive Order N-30-20 was issued which waives the requirement for statewide testing for the 2019–2020 school year.

*Last updated: 2/11/2021*

**CAASPP Test Results in Science for All Students**  
**Grades Five, Eight and High School**  
**Percentage of Students Meeting or Exceeding the State Standard**

<b>Subject</b>	<b>School 2018–2019</b>	<b>School 2019–2020</b>	<b>District 2018–2019</b>	<b>District 2019–2020</b>	<b>State 2018–2019</b>	<b>State 2019–2020</b>
Science (grades 5, 8, and high school)	N/A	N/A		N/A		N/A

Note: Cells with N/A values do not require data.

Note: The 2019–2020 data are not available. Due to the COVID-19 pandemic, Executive Order N-30-20 was issued which waived the requirement for statewide testing for the 2019–2020 school year.

Note: The new California Science Test (CAST) was first administered operationally in the 2018–2019 school year.

*Last updated: 2/1/2021*

**CAASPP Tests Results in Science by Student Group**  
**Grades Five, Eight and High School (School Year 2019–2020)**

<b>Student Group</b>	<b>Total Enrollment</b>	<b>Number Tested</b>	<b>Percent Tested</b>	<b>Percent Not Tested</b>	<b>Percent Met or Exceeded</b>
All Students	N/A	N/A	N/A	N/A	N/A
Male	N/A	N/A	N/A	N/A	N/A
Female	N/A	N/A	N/A	N/A	N/A
Black or African American	N/A	N/A	N/A	N/A	N/A
American Indian or Alaska Native	N/A	N/A	N/A	N/A	N/A
Asian	N/A	N/A	N/A	N/A	N/A
Filipino	N/A	N/A	N/A	N/A	N/A
Hispanic or Latino	N/A	N/A	N/A	N/A	N/A
Native Hawaiian or Pacific Islander	N/A	N/A	N/A	N/A	N/A
White	N/A	N/A	N/A	N/A	N/A
Two or More Races	N/A	N/A	N/A	N/A	N/A
Socioeconomically Disadvantaged	N/A	N/A	N/A	N/A	N/A
English Learners	N/A	N/A	N/A	N/A	N/A
Students with Disabilities	N/A	N/A	N/A	N/A	N/A
Students Receiving Migrant Education Services	N/A	N/A	N/A	N/A	N/A

Student Group	Total Enrollment	Number Tested	Percent Tested	Percent Not Tested	Percent Met or Exceeded
Foster Youth	N/A	N/A	N/A	N/A	N/A
Homeless	N/A	N/A	N/A	N/A	N/A

Note: Cells with N/A values do not require data.

Note: The 2019–2020 data are not available. Due to the COVID-19 pandemic, Executive Order N-30-20 was issued which waived the requirement for statewide testing for the 2019–2020 school year.

*Last updated: 2/1/2021*

## State Priority: Other Pupil Outcomes

The SARC provides the following information relevant to the State priority: Other Pupil Outcomes (Priority 8):

- Pupil outcomes in the subject area of physical education

### California Physical Fitness Test Results (School Year 2019–2020)

Grade Level	Percentage of Students Meeting Four of Six Fitness Standards	Percentage of Students Meeting Five of Six Fitness Standards	Percentage of Students Meeting Six of Six Fitness Standards
5	N/A	N/A	N/A

Note: Cells with N/A values do not require data.

Note: The 2019–2020 data are not available. Due to the COVID-19 pandemic, Executive Order N-56-20 was issued which waived the requirement to administer the physical fitness performance test for the 2019–2020 school year.

*Last updated: 2/1/2021*

## State Priority: Parental Involvement

The SARC provides the following information relevant to the State priority: Parental Involvement (Priority 3):

- Efforts the school district makes to seek parent input in making decisions for the school district and each school site

### Opportunities for Parental Involvement (School Year 2020–2021)

Parent input and involvement have always been integral to Alma Fuerte's culture and decision making process.

During a normal school year we have a "Coffee Collective," a parent-led group which meets twice a month to plan fun school-wide events and fundraisers. This year the Coffee Collective has been replaced by "Tea with Keay," a biweekly check in between our parents and administrative staff. During these meetings Alma Fuerte shares updates health/school-related policies and how Alma Fuerte plans to adapt to these changes. Tea with Keay provides the opportunity to get answers to their most pressing questions as well as give feedback on how Distance Learning is going and what can be done to make sure our students stay engaged and on track with their educational outcomes. We have surveyed our parents quarterly since the beginning of the pandemic and will continue to do so as needed.

We have also leveraged our counselor and spanish-speaking staff to provide support to our EL/ at risk families for guidance, technology support and social-emotional check-ins.

Parents receive regular communications via school e-mail blasts, text-blasts, classroom newsletters, the school's facebook page/ instagram, as well as individual outreach efforts.

Our community has responded very well to "drive-thru" events where families come by the school to pick up supplies ( homework, supplies, small gifts) and get a chance to see and wave at their teachers from the safety of their cars. We look forward to creating more socially distant and safe opportunities as allowed by local health orders.

*Last updated: 2/1/2021*

## **State Priority: Pupil Engagement**

The SARC provides the following information relevant to the State priority: Pupil Engagement (Priority 5):

- High school dropout rates; and
- High school graduation rates

## **State Priority: School Climate**

The SARC provides the following information relevant to the State priority: School Climate (Priority 6):

- Pupil suspension rates;
- Pupil expulsion rates; and
- Other local measures on the sense of safety

## **School Safety Plan (School Year 2020–2021)**

Alma Fuerte's Comprehensive School Safety Plan was approved by our Board in July 2019, and is discussed with faculty before the school year began. The Plan details procedures for child abuse reporting and disaster preparedness and response, and discusses schedules for emergency drills, dress code, bullying prevention, disciplinary procedures, and other matters of schoolwide safety. This plan has been updated to include COVID safety protocols.

*Last updated: 2/1/2021*

**The information in this section is required to be in the SARC but is not included in the state priorities for LCFF.**

## **Average Class Size and Class Size Distribution (Elementary) School Year (2017–2018)**

Grade Level	K	1	2	3	4	5	6	Other**
Average Class Size	11.00		9.00					20.00
Number of Classes * 1-20	4		1					1
Number of Classes * 21-32								

\* Number of classes indicates how many classes fall into each size category (a range of total students per class).  
 \*\* "Other" category is for multi-grade level classes.

### Average Class Size and Class Size Distribution (Elementary) School Year (2018–2019)

Grade Level	K	1	2	3	4	5	6	Other**
Average Class Size	19.00	17.00	13.00	11.00				
Number of Classes * 1-20	2	1	1	1				
Number of Classes * 21-32								

\* Number of classes indicates how many classes fall into each size category (a range of total students per class).  
 \*\* "Other" category is for multi-grade level classes.

### Average Class Size and Class Size Distribution (Elementary) School Year (2019–2020)

Grade Level	K	1	2	3	4	5	6	Other**
Average Class Size	19.00	23.00	17.00	12.00	9.00			13.00
Number of Classes * 1-20	1	0	1	1	1			1
Number of Classes * 21-32		1						

Number of Classes \*  
33+

\* Number of classes indicates how many classes fall into each size category (a range of total students per class).

\*\* "Other" category is for multi-grade level classes.

Last updated: 2/1/2021

### Student Support Services Staff (School Year 2019–2020)

Number of FTE\* Assigned to School

Counselor (Academic, Social/Behavioral or Career Development)

0.25

**Number of FTE\* Assigned to School**

Library Media Teacher (Librarian)

Library Media Services Staff (Paraprofessional)

Psychologist 0.25

Social Worker

Nurse

Speech/Language/Hearing Specialist 0.25

Resource Specialist (non-teaching) 0.50

Other

\*One full time equivalent (FTE) equals one staff member working full time; one FTE could also represent two staff members who each work 50 percent of full time.

*Last updated: 2/1/2021*

**Expenditures Per Pupil and School Site Teacher Salaries (Fiscal Year 2018–2019)**

N/A as we were not open during the 2016-17 school year.

<b>Level</b>	<b>Total Expenditures Per Pupil</b>	<b>Expenditures Per Pupil (Restricted)</b>	<b>Expenditures Per Pupil (Unrestricted)</b>	<b>Average Teacher Salary</b>
School Site	\$15854.73	\$3626.22	\$12228.51	\$58400.93
District	N/A	N/A	--	--
Percent Difference – School Site and District	N/A	N/A	--	--
State	N/A	N/A	\$7750.12	--
Percent Difference – School Site and State	N/A	N/A	--	--

Note: Cells with N/A values do not require data.

*Last updated: 2/1/2021*

**Professional Development**

<b>Measure</b>	<b>2018– 2019</b>	<b>2019– 2020</b>	<b>2020–2021</b>
----------------	-----------------------	-----------------------	------------------



<b>Measure</b>	<b>2018– 2019</b>	<b>2019– 2020</b>	<b>2020–2021</b>
Number of school days dedicated to Staff Development and Continuous Improvement		11	
<b>Questions: SARC TEAM   <a href="mailto:sarc@cde.ca.gov">sarc@cde.ca.gov</a>   916-319-0406</b>			
California Department of Education 1430 N Street Sacramento, CA 95814			